



# L'ANCRESE GOLF CLUB



WELCOME/INFORMATION PACK - 2023



## TABLE OF CONTENTS

- ☐ Introduction
- ☐ The Course
- ☐ Competitions
- ☐ Local/General Course Rules
- ☐ Membership benefits
- ☐ Application Forms (to recommend a friend)

The President, Captain and Committee Members would like to take this opportunity to welcome you to the Club.

The following information pack has been put together which we hope you will find informative and helpful, thereby enabling you to get the most out of your membership.

Members are also here to help you get settled in, so please do not hesitate to ask any questions you may have.

We look forward to seeing you in the Club House and out on the fabulous L'Ancrese Links.

For all information, please contact the Office  
[lancredsegolfclub@cwgsy.net](mailto:lancredsegolfclub@cwgsy.net)

# INTRODUCTION

## About the Club

The L'Ancrese Golf Club started in 1895 initially as an Artisan Club on top of The Doyle, near what is now the 14<sup>th</sup> Green.

We have played on the L'Ancrese Links almost continuously since then, with just a short interruption due to the occupation of the Islands during the second world war.

We pride ourselves as a Club with the ethos of togetherness and the inclusion of all.


The Club is administered on a day to day basis by our Club Manager. We have a Committee made up of Members voted in by the membership during our AGM, which is held on the second Tuesday in December. The Committee meet once a month (or more if required) and are tasked with the responsibility of administering many aspects of the Club, from our clubhouse, maintenance/improvements, organising events and competitions and of course making sure that the Club remains in a stable financial position.

The Committee always welcome any positive suggestions from Members.

The Club is affiliated to Hampshire Golf, Guernsey Golf Union and England Golf.



GUERNSEY  
GOLF UNION



The Office can be contacted on:-  
01481242634 and [lancresegolclub@cwgsy.net](mailto:lancresegolclub@cwgsy.net)



# INTRODUCTION

## The Club Bar

A well deserved beverage after a round can be had upstairs in the Bar, using your Club Card as payment for drinks and available snacks. In the Summer, many Members make use of the balcony, which faces the setting sun and is a great place to chew over the round just had!

We hold a popular meat draw every Saturday afternoon at 17.00, with tickets available during the week/day, and have several Club nights during the year.

There is a Captain's Charity Draw held every month, with a top prize of £150. Entry to the draw is via the Office.

Golf is a social sport, so all Members are very welcome to enjoy the friendly atmosphere.

The Club Bar can be hired at no cost by Members for their family events, such as Birthdays, Engagements and Christenings. The Office can assist with any enquiries.

Buffets are held on certain Club occasions, as are fully seated Club meals for up to 80 guests.

Dress code and Bar etiquette can be found in the Club Diary.





# INTRODUCTION

## Note

All members under 70 years are required to subscribe to our club card system and place £70 each year on the card (part of your Club subs). This is your own money to be spent in our friendly bar. This is to be spent at the Clubhouse during a calendar year - 1st January - 31st December. If you do not spend your initial £70 during the year - you forfeit any balance remaining. Spend your £70 and top up (minimum £30.00) during the current year and any balance remaining will be carried over to the next year.

Any top up receives an extra 10% courtesy of the Club.

The Club has a comprehensive website – [www.lancredsegolfclub.com](http://www.lancredsegolfclub.com) and an active Facebook page, which we would invite Members to “like” and “share” as you see fit. Presentation photos, course status and general information are regularly posted.



## When can you play?

The Course is shared between LGC, RGGC and casual players, and each Club have competition days as detailed in the Club Diary. Away from these competition days, the Tee Times permitted are as shown on the Board located at the first tee box.

**Each Member is required to abide by these times without exception.**



# THE COURSE

The L’Ancresse Links is a PAR 70 Course. Featuring 4 Par 3’s, 12 Par 4’s and 2 Par 5’s, it tests your ability especially when it’s windy!

Golf Course Management (“GCM”) administer the running of the Links and is headed by five Directors – 3 from the RGGC and 2 from LGC. Assisting the Directors is a Head of Operations, Head and Deputy Head green keepers along with other green keepers assisting them.

The “green fees” forming part of your yearly subscription is paid to GCM, who use it for the maintenance of the Course, materials, wages, machinery etc.

As a Member (green fee payer), you automatically have a vote on matters of GGM. It has an AGM in December, so its important that all Members get involved.

Scorecard



	Yrds	Par	SI
1	335	4	13
2	401	4	5
3	190	3	15
4	438	4	1
5	394	4	7
6	476	5	9
7	181	3	17
8	331	4	11
9	461	4	3
OUT	3207	35	-
10	368	4	12
11	424	4	2
12	190	3	8
13	331	4	14
14	529	5	4
15	407	4	6
16	297	4	16
17	306	4	10
18	156	3	18
IN	3008	35	-
TOT	6215	70	-
SSS	-	71	-



# THE COURSE

## CARE OF THE COURSE

### Pitch Marks

A correctly repaired pitch mark will recover in 24/48 hours. An unrepaired or badly repaired pitch mark will take two/three weeks to recover (if at all).

As well as looking unsightly, from a golfing point of view, pitch marks can affect ball roll and cause a player's putt to bobble and deviate offline. Studies have shown that on average, a golfer will make 8 pitch marks during a round of golf. If 130 rounds are played per day, that's over 1,000 pitch marks per day; no surprise then that it can be difficult to hole a putt!

It's essential that all players are diligent in their repair of pitch marks on greens. A correctly repaired pitch mark will recover in 24/48 hours. An unrepaired or badly repaired pitch mark will take up to two/three weeks to recover (if at all).



#### WRONG WAY

Do **NOT** lift up in any way! Lifting upwards, as demonstrated above tears the roots and kills the grass. This is how the muddy, dead grass areas are caused. This will take two weeks to recover – remember, you may have to read a putt over that tomorrow! Please do it the correct way to give you and others putting a chance!

#### CORRECT WAY

Push the earth inwards as demonstrated above. Once you have circled your pitch mark by gently pushing the earth inwards towards the centre of the crater, you can then tap down any excess material to leave the smoothest possible surface – for the next round you play!

Next time you're out on the Links try and do your bit to help GCM deliver smooth, firm and true greens for everyone.



# THE COURSE

## CARE OF THE COURSE

### Bunkers



Eco-Bunkers have been introduced to the Links, with work starting on the first phase in 2018.

The bunker faces are constructed from recycled artificial turf and are favoured due to their low maintenance.


That said, all bunkers, no matter how constructed have to be raked. The type of raking recommended by Eco-Bunkers for the Links is also used at Royal Portrush and Gleneagles to name a few. You wouldn't want to play out of a lie like above, so please leave the bunker raked for the next group.



Flat raking and smoothing the front, ensures the ball will roll back to the raked part of the bunker.



For the center, please do not just rake towards you while walking out, try and push and pull the sand to maintain an equal depth.





# GENERAL CARE ON THE COURSE

The following information identifies the main hazards that Members and visitors to The L'Ancrese Links may encounter while playing or walking the golf course. It does not contain a definitive list of hazards, as by the very nature of the game of golf, it is impossible to eliminate risk entirely. All players and visitors are expected to adopt golfing etiquette by not playing a golf shot if there is the remotest chance of injuring someone, or by walking in front of a fellow competitor or partner prior to them playing a shot.

**PUBLIC RIGHTS OF WAY:** L'Ancrese Golf Course has members of the public sharing the course/land. Please remember that **USERS OF PUBLIC RIGHTS OF WAY HAVE PRIORITY AT ALL TIMES**. If there are people in range of your shot, take a minute to enjoy the scenery until they are out of range. If a missed hit shot is heading in the direction of other people, you must shout "**FORE**" in a loud voice to alert them of possible danger. Players should not strike a golf ball when there is the risk of endangering other players, members of the Green Staff and all other users of the golf course & its surroundings. Further, great care should be taken when either crossing the main roads on foot and teeing off. You and your playing partners must ensure that the road is clear of users before playing a shot.

**ACCIDENT/EMERGENCY PROCEDURES:** ALL accidents and incidents **MUST** be reported to the Manager's Office, so that the appropriate documentation may be completed.

**FIRST-AID ASSISTANCE:** In the event of an accident, first aid boxes are located in our Club House. A Defibrillator is also located on the wall at the entrance of our Club House and also in the Club House of RGGC.

**ARRIVING AND LEAVING THE CLUB:** Please be careful as you enter and leave the Club. Cars must only be parked in designated spaces and excessive speed is to be avoided at all times. Please only park in the spaces adjacent to the Club House and not in RGGC spaces.

**WILDLIFE:** Burrowing animals have no respect for health and safety and like many other golf courses there are always dangers associated with animal burrows etc. It is inevitable that there will be rabbit/dog holes etc. that can lead to sprained ankles or worse. Persons playing or walking on the course do so **AT THEIR OWN RISK** and must not do anything to jeopardise the safety of themselves or others.

## **ADVERSE WEATHER:-**

**Lightning** – In the event of severe lightning in the area, every effort will be made to warn players to vacate the course. However, if the Horn sounds, the instructions below **MUST** be followed: One long blast - it is mandatory that you leave the course. If the Horn is not sounded during a competition and a player believes there is a real danger by proceeding, he is entitled to discontinue play under Rule 5.7a. All players must exercise due diligence and take the appropriate action under such conditions. Where there is not sufficient time to evacuate the course and there is a threat of lightning, you are advised to comply with the following procedure: • Do not shelter on high ground • Keep as low as possible and ideally crouch down in the nearest bunker/hollow. • Leave your golf equipment where it is and stand away from it. • Do not use a mobile phone – making sure it is switched off. • Do not put an umbrella up in any circumstances.



# GENERAL CARE ON THE COURSE

## **ADVERSE WEATHER (continued)**

**Fog** - As a general rule, no play will take place on the course if a distance of 150 yards cannot be seen. A decision to carry on playing during adverse weather conditions is normally left to the discretion of the player, who MUST accept full responsibility for his safety if the course has not been officially closed. This does not mean that it is necessarily safe to continue play and golfers must determine for themselves whether they consider it is safe to do so. In such conditions frequent inspections will be made until play is deemed to be safe. The authority to close (and reopen) the Course is delegated to the Head Greenkeeper, and in his absence, the General Manager or the Professional of RGGC.

**TROLRIES:** The use of either manual or battery operated trollies by members is at their own risk.

## **CHEMICAL & FERTILISER APPLICATIONS:**

A notice on the 1st and 10th Tees will advise of days that chemicals have been used. Players are advised to take heed of the warnings and protect themselves. Do not lick golf balls or fingers and always wash your hands when finished playing.

**FOOTWEAR:** L'Ancrese Golf Club requires that golf shoes be worn on the Course as they help to avoid slips; they also help your golf!

**GREENKEEPERS:** The Greenkeeping staff are regularly working on the course when golf is in progress. Please be careful and courteous to them and ensure that they are aware of, and have acknowledged, your presence prior to playing in their proximity. Remember - **GREENKEEPING STAFF HAVE PRIORITY.**

**INSURANCE:** L'Ancrese Golf Club provides liability insurance to its Members. However, all Members should ensure that they are adequately insured in respect of the risks involved with playing golf.

**PRACTISING:** This is strictly limited to the designated Driving Range and chipping/putting areas. Under no circumstances is there to be any practising on the Course itself unless receiving a lesson from the Professional.

**STEEP BANKS and SLOPES:** Special care must be taken to avoid trips, slips and falls when standing on, or walking near, banks/slopes, especially after adverse/wet weather conditions.

**PONDS and DITCHES:** Players should be aware that some of the ditches have deep water and one can easily slip or get stuck. Players should take great care when retrieving balls from these areas.

**STEPS/BRIDGES:** There are numerous steps and a few bridges on the golf course which may become slippery when wet, therefore care must be taken when using them to avoid slips and trips.

Happy safe golfing!



# COMPETITIONS

## Club Competitions

The Club has 17 (largely) sponsored qualifying competitions held on Saturdays. The Competitions are as follows:-

Louie Goubert  
Chalice Trophy  
Challenge Trophy  
Maclean Cup  
Club Championships (two days)  
Centenary Trophy  
Grande Rue Bowl  
Labey Malet

Pro-Shop Challenge  
Col. Randall  
Team Golf  
Captain's Prize  
Tom Rihoy  
August Challenge Trophy  
Le Cheminant Cups  
President's Prize

Each competition is well supported with anywhere between 140 and 160 entrants. Competition entry sheets are displayed in the locker room. Simply put your name down at a time that suits or is available.

On the competition day, go to the Pro Shop, take a numbered card from the counter and write your name on the sign in form which has that number same number as the card and pay the entrant fee.

Please, on the competition day, arrive on the tee box at least 10 minutes before your tee time and play well!

## THE OPEN

The Club's most coveted competition is "The L'Ancrese Open", which is regarded as one of the most prestigious event in the Island's golfing calendar. The event attracts golfers from all Bailiwick Clubs and players from overseas. The event is held over a Friday and Saturday. Friday being our team event and Saturday the singles medal round.



# COMPETITIONS

## Club Competitions

We have two knockout competitions. The first being a pairs knockout, which is called the “Coronation Cup” and a singles knockout called “The Gosselin Cup”. These are very popular and a great way to meet other Members. Each Member’s contact details are in the locker room. Simply make contact, arrange a day and time to play the match and write the result on the competition sheet after your match. You may last one round or four – who knows!

Another great way to meet fellow Members is to take part in our Morning and Afternoon Winter 4 Ball Leagues. Held on Saturdays during the winter months, the clue is in the name, play is held in all types of weather conditions! The first match starts in early November, with the last mid February. A Team event is held at the half way mark. Unlike the Coronation Cup, this is not a knock out competition, you just simply try your best to accumulate as many points as you can over the 13 weeks – 0 for a loss, 1 for a half and 3 for a win!

## Prize presentation

Presentation of prizes for each competition is usually on Sunday at 12.30 (subject to change) and if you have placed, you will be contacted and requested to attend. You should be proud to have placed and pick up a prize. Out of respect to our Sponsors and fellow players, you are respectively requested to attend to collect your prize or failing that, nominate someone else to on your behalf. Failure to arrange collection either in person or by representation will forfeit your prize.



# COMPETITIONS

## **Home & Away**

The Club also play matches against our friends at Walton Heath Golf Club, St Clements Golf Club and of course La Grande Mare, St Pierre Park and Alderney. These matches are played both at home and away and are always popular with Members. A list of these competitions are usually posted in the Locker Room and on our website.

## **Other Competitions**

As we share the L'Ancrese Links with our friends across the car park, there are a number of other competitions scheduled during the year.

## **Inter Club**

Piccadilly & Brymay – 36 holes

Braye du Valle Cup

Investec & UV Trophies – 4 days

Le Riche & Tradesmens Cup – 36 holes

GP125 (Star Trophy)

Noel Shield

AM AM – 2 days

## **The Club v RGGC**

Prince Edward Cup(s) – Easter Monday & Boxing Day

Pembroke Cup – RGGC ladies – mixed greensomes

Roy Martel Trophy – RGGC Juniors

Veterans Open

de la Rue Shield – 1<sup>st</sup> Team Players

Please note, players playing or selected for Club matches against a visiting team, whether home or away, are required to wear a Club shirt. These can be purchased via the Office. See page 24 for images of the Club strip.



# COMPETITIONS

## Scratch League

The L'Ancrese Links is also host to a number of other prestigious events/competitions.

The LGC, RGGC and LGMGC, play a “match play” tournament during the year, between the best players that each Club have available. These players contend for the “Scratch League Trophy”.

The Club is known as “The Martellos of L'Ancrese”, the RGGC the “The Royals of Rocque Balon” and La Grande Mare the “Dout Dodgers”.

In addition to the accolade of one of the clubs taking home the trophy, this tournament is used as important “match play” practice. Players need to keep this type of play sharp, as they will, if selected, play the format in the GGU Mens Inter Insular, as well as the de la Rue Shield.

## GGU

The Guernsey Golf Union is responsible for the organising and running of the Island Championships for men, ladies and juniors, as well as selecting Island teams to play against Jersey in the various Inter-Insular matches. These include:-

Guernsey Mens & Ladies Island Championship  
Guernsey Mens & Ladies Senior Island Championship  
Mens Inter Insular  
Ladies Inter Insular  
Juniors Inter Insular

All these events are held at either the L'Ancrese Links, LGMGC or Jersey.



GUERNSEY  
GOLF UNION



# COMPETITIONS

## CLUBV1/Score Entry

The Club uses competition software provided by ClubSystems/ClubV1. This system is connected to “HowDidiDo” and “ClubV1 Members Hub” – please see the next page for instructions on how to register with these systems.

We use these systems to administer our Club Competitions which in turn looks after your Handicap Index.

When you finish your competition round:-

- 1 go to the computer situated in the locker room;
- 2 press on score entry and type in your surname and click on it to confirm your Handicap Index;
- 3 input your **GROSS** Score in the computer NOT your points;
- 4 check your score with your playing partner to make sure it tallies with your written card and accept score. Make sure your name is on it, sign it and post in the Office;
- 5 your score is now lodged in the system for processing.

IF IN ANY DOUBT ASK A MEMBER WHO WILL BE HAPPY TO HELP.





# COMPETITIONS


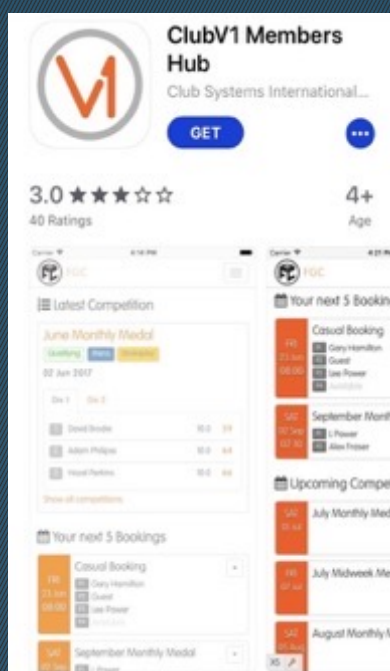
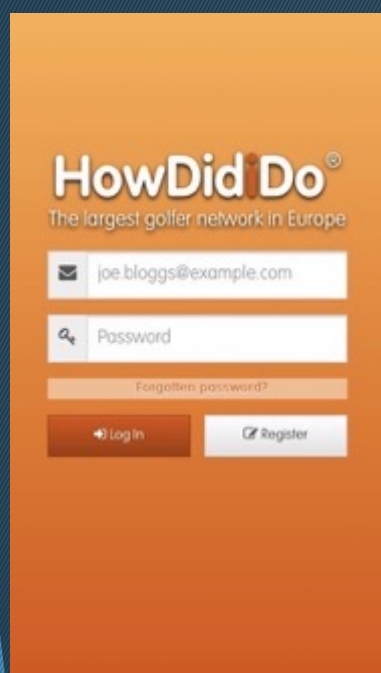
## HowDidiDo/MembersHub

We highly recommend you register with “HowDidiDo” and “The Members Hub”. Firstly, simply search the web for HowDidiDo and follow the instructions. Your name (that you have given to the Club) and email (also given to the Club) must be used and the same, otherwise the system will not recognise you! Your password is what you make it!

Once registered, download “ClubV1 Members Hub” from your App store (its free). It has many features including your Handicap Index, Live scores of the day’s competition, news from the Club, competition results and even your Club Card balance!

When you download the App, you will be asked to get a “HowDidiDoPassport”, so just follow the instructions. It will be the same as HowDidiDo details you have done for the main HowDidiDo website!

A Member will be able to help or direct you to someone that can! Once done, it’s a great feature to have on your phone etc.





# COMPETITIONS

## How to get a Handicap Index

On the 2<sup>nd</sup> November, 2020, the Handicap System changed to the “World Handicap System”. For existing golfers with an existing handicap, the system recalculated it to conform with the new system.

For new Members who wish to play in Competitions, you will need to obtain a Handicap Index. Follow the simple instructions below. Put your score for each hole on your card, you and your playing partner sign it, enter scores in the Computer (as directed on page 16) and post the card to the Office. Please write “for handicap” on the card.

**Getting Started**

### How do I get one?

Once you have joined a golf club, there is nothing to stop you from playing and submitting scores.

Scores from all individual formats of stroke play (competition and recreational) are acceptable for handicap purposes, provided you:

- ✓ Ensure another person is present during the round;
- ✓ Play to the Rules of Golf; and
- ✓ Your score is attested.

**Once you have submitted scores from a total of 54 holes, made up of 9 or 18-hole scores, you will be allocated an initial Handicap Index.**



**The maximum hole score for handicap purposes during your initial 54 holes is par + 5. This adjustment will be made automatically within the handicap software.**

Guides and information for Players on all aspects to the World Handicap System can be found on our website –

[L'Ancrese Golf Club](#)



# COMMON COMPETITION FORMATS

There are several competition formats played on the Links. Below are the most common.

## **MATCH PLAY**

A hole-by-hole competition where the player who makes the best score on the individual hole wins that hole. The player who wins the most holes throughout the match is the winner. In this format you are going up against your opponent head to head.

## **STROKE PLAY (also known as MEDAL)**

An 18 hole individual cumulative score competition where the player with the best overall score over 18 holes wins. In stroke play you are going up against the course and trying to outplay your fellow competitors. Your total score for 18 holes, minus your Handicap Index equals your nett score. Par 70 would make for a steady round and anything less may see you in the prizes.

## **STABLEFORD**

An 18 holes individual cumulative score competition using a points system in which the goal for the round is to gain the highest score. Simply, 0 points if you score two or more over par, 1 point if one over par, 2 points for par, 3 points for one under par etc. 36 points is a steady round and anything more may also see you in the prizes.

## **BETTER BALL**

An 18 hole team (usually 4 players) competition played as Match Play or Stroke Play. Each team member plays their own ball/game throughout the round. After each hole, the lowest two scores from each player is the total score for the team for that hole. The lower the score the better!

## **FOUR BALL**

A format played with teams of two. Similar to Better Ball, the player out of the two with the lowest score counts.

## **FOURSOMES (Alternate Shot)**

This involves teams of two players. Players from each team alternate shots on each hole throughout 18 holes. Teammates alternate who hits the tee shot on each hole. **GREENSOMES** is basically the same, however in this format both players tee off, the best tee shot chosen, the other player plays the next shot and alternate shots thereafter.

## **SCRAMBLE**

A 18 hole team (usually 4 players). Each member tees off and the best tee shot is chosen. Each member then marks that spot and all play from that same spot including putting. A great fun team format.



# LOCAL COURSE RULES

## **Out of Bounds (Rule 18.2)**

All private property, the practice ground and beaches.  
Hole 2 - On or beyond the white line to the seaward side of the fairway.  
Hole 3 - On the approach road, beyond the white posts or to the seaward side of the same.

Hole 6 - On or beyond Mont Cuet Road.  
Hole 9 - On or beyond L'Ancrese Road & La Jaonneuse Road.  
Hole 10 & 11 - On or beyond the white line and Les Clotures Road.  
Hole 16 - On or over La Jaonneuse Road, the approach road to the car park, the car park or to the seaward side of the same.  
Hole 17 - On or beyond the white line marked by white posts.  
Hole 18 - On or beyond the path leading from La Jaonneuse Road near the car park gate to the 1st fairway.

## **Penalty Areas (Rule 17)**

All penalty areas are marked with red stakes

## **Abnormal Course Conditions (Rule 16)**

The area around the Cromlech encircled by a white line on Hole 13 is a No Play Zone from which free relief must be taken under Rule 16.1f.

Damage that is clearly identifiable as having been caused by animal hoofs or tyre marks is ground under repair from which free relief is allowed under Rule 16.1.

## **Integral Objects**

Dolmens at holes 6, 16 & 17, all Martello towers, German Bunkers and La Jaonneuse Road.

## **Immovable Obstructions**

All artificially surfaced roads and paths.

The road running across Holes 8, 9 & 13, including an area one club length either side of the road is deemed an immovable obstruction from which relief is available under Rule 16.1. If a ball lies on the road on Hole 9 but outside the confines of the fairway, the player may take free relief by dropping a ball and playing it from the nearest dropping zone which is not nearer the hole from where the ball lay.

The stones forming the Ancient Monument behind the 5th green.

Man-made steps within the margin of a bunker. If a ball lies on the steps, or the steps interfere with the player's area of stance or swing, free relief may be taken, but the ball must be dropped in the bunker. Rule 16.1c

## **Fixed Sprinkler Heads**

The player may take relief under Rule 16.1b if an immovable obstruction is on the line of play and is:-

Within two club-lengths of the putting green, and

Within two club-lengths of the ball.  
(Exception – There is no relief under this Local Rule if the player chooses a line of play that is clearly unreasonable.)

## **Animal Dung**

At the player's option, dung from horses, cows and dogs (not rabbits) may be treated either as:-

A loose impediment that may be removed under Rule 15.1, or

Ground under repair from which relief is allowed under Rule 16.1.

**Unless otherwise noted, the penalty for breach of a Local Rule is the General Penalty**

# COMMON RULES OF GOLF

## Hit your ball in the gorse?!

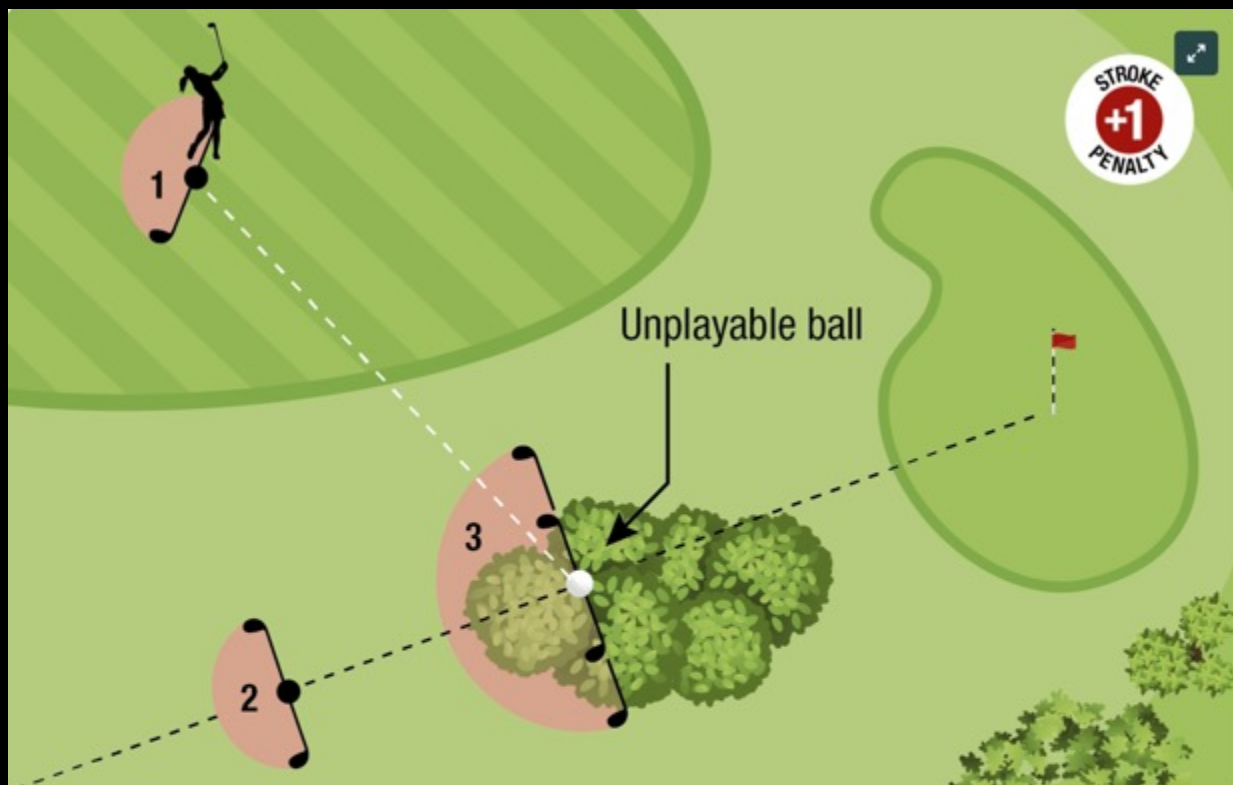


DIAGRAM 19.2: RELIEF OPTIONS FOR BALL UNPLAYABLE IN GENERAL AREA

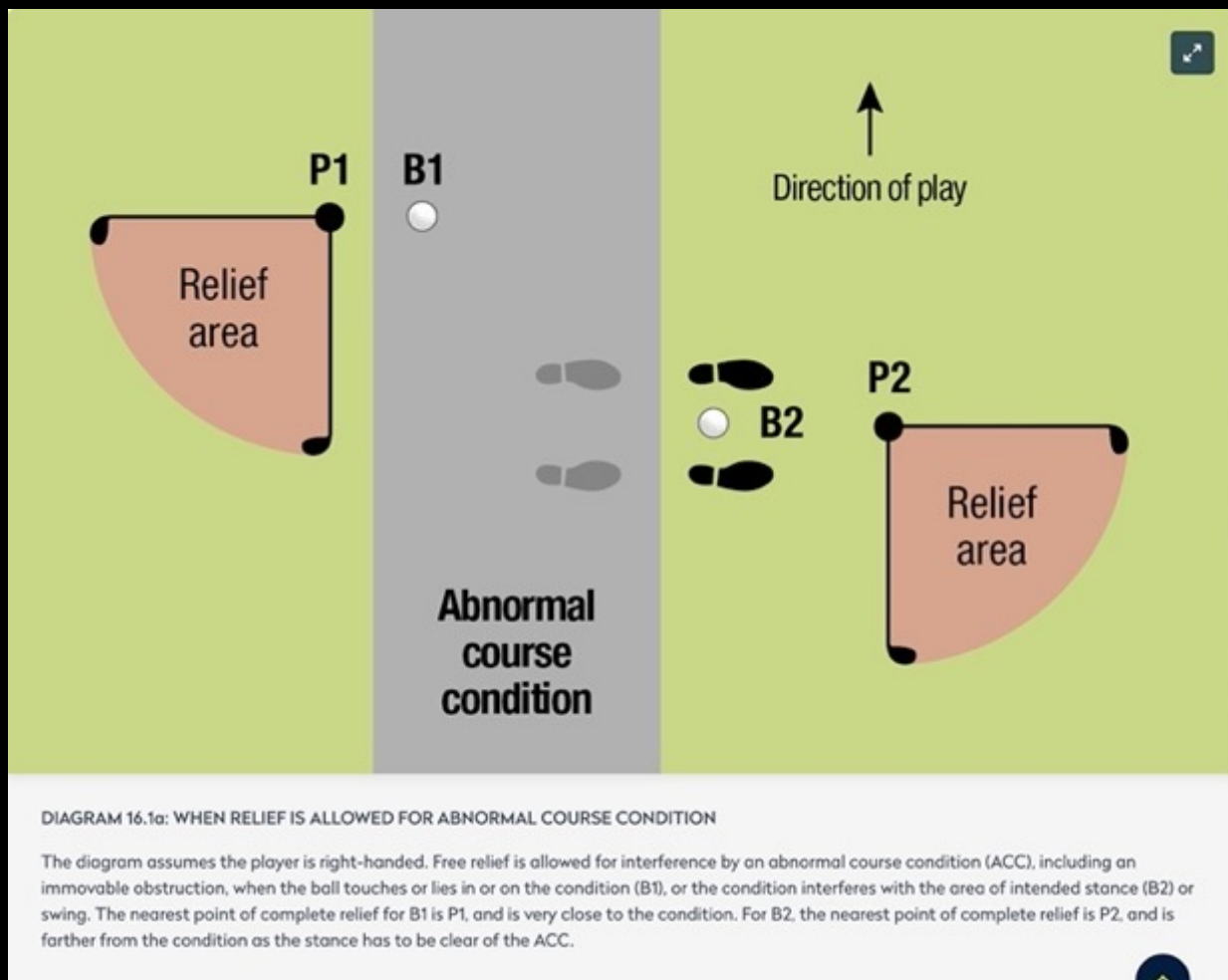
A player decides that his or her ball in a bush is unplayable. The player has three options, in each case adding one penalty stroke: (1) The player may take stroke-and-distance relief by playing the original ball or another ball from a relief area based on where the previous stroke was made (see Rule 14.6 and Diagram 14.6). (2) The player may take back-on-the-line relief by dropping the original ball or another ball in a relief area based on a reference line going straight back from the hole through the spot of the original ball. The reference point is a point on the course chosen by the player that is on the reference line and is farther from the hole than the spot of the original ball. There is no limit on how far back on the line the reference point may be. The relief area is one club-length from the reference point, is not nearer to the hole than the reference point and may be in any area of the course. In choosing this reference point, the player should indicate the point by using an object (such as a tee). (3) The player may take lateral relief. The reference point is the spot of the original ball. The relief area is two club-lengths from the reference point, is not nearer to the hole than the reference point and may be in any area of the course.

**Tip:** If you have hit your ball in the gorse and consider it highly unlikely that you will find it (3 minutes search time), play a “provisional ball” before heading off to search. This speeds up play and saves the lonely walk back to the tee!



## COMMON RULES OF GOLF

Ball in/your stance on, a rabbit scrape/rabbit hole/path (also see Local Rules)?



Tip: A common misconception, is a free drop can be had if your ball rests on or near rabbit pellets. This is not “abnormal course conditions”. Rabbit pellets are “moveable obstructions”, so can be removed from either the area of your stance or around your ball – no relief/drop allowed.



## CLUB STRIP


Established in 2020, these new Club designed items can be purchased/ordered from the Office.



£28.00



£50.00



£44.00





**NEW KIT AND COLOURS**

ITEM	PRICE	SIZE REQUIRED	PAYMENT Cash/Cheque/ Debit Card	RECEIVED
Hats	£18			
Beanie	£18			
Gilet	£44			
Golf Polo Shirt	£28			
Full Zip Jacket	£50			
Polo and Jacket	£71			
Polo and Gilet	£65			
TOTAL COST				

**SIZES AVAILABLE: Medium (Note you will have to go up shirt size)**  
Large  
X-Large  
XX-Large  
XXX-Large

**Name:**.....

**Address:** .....

.....

**Contact Number:** .....





# L'ANCRESSE GOLF CLUB



## APPLICATION FOR PLAYING MEMBERSHIP

Surname: ..... Address: .....

Christian Names: .....  
.....

Occupation: .....

Employer: ..... Post Code: .....

Telephone Numbers:- ..... Date of Birth: .....

Mobile: ..... Current Club: .....

Home: ..... Previous Club: .....

Work: ..... CDH Number: .....

Email: ..... Current Handicap Index: .....

### Proposer:

### Second:

Name: ..... Name: .....

Signature: ..... Signature: .....

### Applicant Declaration:

I confirm that I have read the terms below and agree to abide by those terms.

Signature of Applicant: ..... Date: .....

### Terms of Application:-

1. All applicants must be proposed and seconded by existing Playing Members of the Club, who must have been full Members for a minimum of 12 months;
2. This application must be submitted to the Club Manager by post or hand delivery to the Club, who will arrange for it to be displayed on the Club's notice board for 14 days prior to being submitted to the Committee;
3. Successful applicants will be placed at the bottom of the waiting list. Successful applicants who have a category one Handicap Index will be placed at the top of the waiting list;
4. Applicants will be asked to pay the appropriate Joining Fee when they reach position twenty or above on the waiting list;
5. All successful applicants will become Social Members whilst on the waiting list and will be required to pay the annual social subscription fee;
6. All Playing Members of the Club automatically become a shareholder in Golf Course Management Limited and have a liability of £1.00 in the event of insolvency of that company; and
7. Successful applicants shall be bound by the terms of the General Rules of the Club as laid out in the Club Diary.

Please return completed application to: The Club Manager, L'Ancrese Golf Club, Pembroke, Vale, GY3 5BY





# L'ANCRESSE GOLF CLUB



## APPLICATION FOR SOCIAL MEMBERSHIP

Surname: ..... Address: .....

Christian Names: .....  
.....

Occupation: .....

Employer: ..... Post Code: .....

Telephone Numbers:- ..... Date of Birth: .....

Mobile: .....

Home: .....

Work: .....

Email: .....

### Proposer:

### Seconded:

Name: ..... Name: .....

Signature: ..... Signature: .....

### Applicant Declaration:

I confirm that I have read the terms below and agree to abide by those terms.

Signature of Applicant: ..... Date: .....

### Terms of Application:-

1. All applicants must be proposed and seconded by existing Playing Members of the Club, who must have been full Members for a minimum of 12 months;
2. This application must be submitted to the Club Manager by post or hand delivery to the Club, who will arrange for it to be displayed on the Club's notice board for 14 days prior to being submitted to the Committee;
3. Social Members are required to observe the dress code recited in the Club Diary and detailed at [www.lancredsegolfclub.com](http://www.lancredsegolfclub.com) (a copy of the Club Diary is also situate in entrance lobby of the Club House);
4. The Social Membership of £50.00 plus Club Card initial deposit of £70.00 is payable on acceptance.
5. Successful applicants shall be bound by the terms of the General Rules of the Club as laid out in the Club Diary.

Please return completed application to: The Club Manager, L'Ancrese Golf Club, Pembroke, Vale, GY3 5BY